

Summary Data - Student Questionnaires^a

	Strongly Agree		Agree		Don't Know		Disagree		Strongly Disagree	
	Count	Row N %	Count	Row N %	Count	Row N %	Count	Row N %	Count	Row N %
Q1. I am proud to be in this school	45	39.5%	58	50.9%	8	7.0%	1	.9%	2	1.8%
Q2. I enjoy going to my classes	18	15.8%	79	69.3%	13	11.4%	3	2.6%	1	.9%
Q3. The facilities available in the school are good	33	28.9%	76	66.7%	1	.9%	4	3.5%	0	.0%
Q4. I feel safe and cared for in the school	59	52.2%	52	46.0%	2	1.8%	0	.0%	0	.0%
Q5. I get on well with other students in the school	73	64.6%	38	33.6%	1	.9%	1	.9%	0	.0%
Q6. There is a good atmosphere in the school	61	53.5%	47	41.2%	5	4.4%	1	.9%	0	.0%
Q7. I understand the school rules	56	49.6%	56	49.6%	0	.0%	1	.9%	0	.0%
Q8. The behaviour of students is good in the school	15	13.3%	80	70.8%	14	12.4%	3	2.7%	1	.9%
Q9. All students are treated fairly in the school	41	36.6%	56	50.0%	7	6.3%	6	5.4%	2	1.8%
Q10. Attendance at classes is checked regularly	86	75.4%	23	20.2%	4	3.5%	1	.9%	0	.0%
Q11. My classes begin on time	45	39.8%	55	48.7%	6	5.3%	7	6.2%	0	.0%
Q12. I am expected to use my journal to record all homework	88	79.3%	22	19.8%	0	.0%	1	.9%	0	.0%
Q13. I have very few free classes each week	78	68.4%	25	21.9%	2	1.8%	8	7.0%	1	.9%
Q14. The school pays attention to drug and alcohol issues	38	33.3%	46	40.4%	25	21.9%	2	1.8%	3	2.6%
Q15. Bullying is dealt with well by the school	40	35.1%	49	43.0%	23	20.2%	1	.9%	1	.9%
Q16. My classes are interesting	22	19.5%	70	61.9%	13	11.5%	8	7.1%	0	.0%
Q17. I am getting on well with my school work	47	41.6%	61	54.0%	3	2.7%	1	.9%	1	.9%

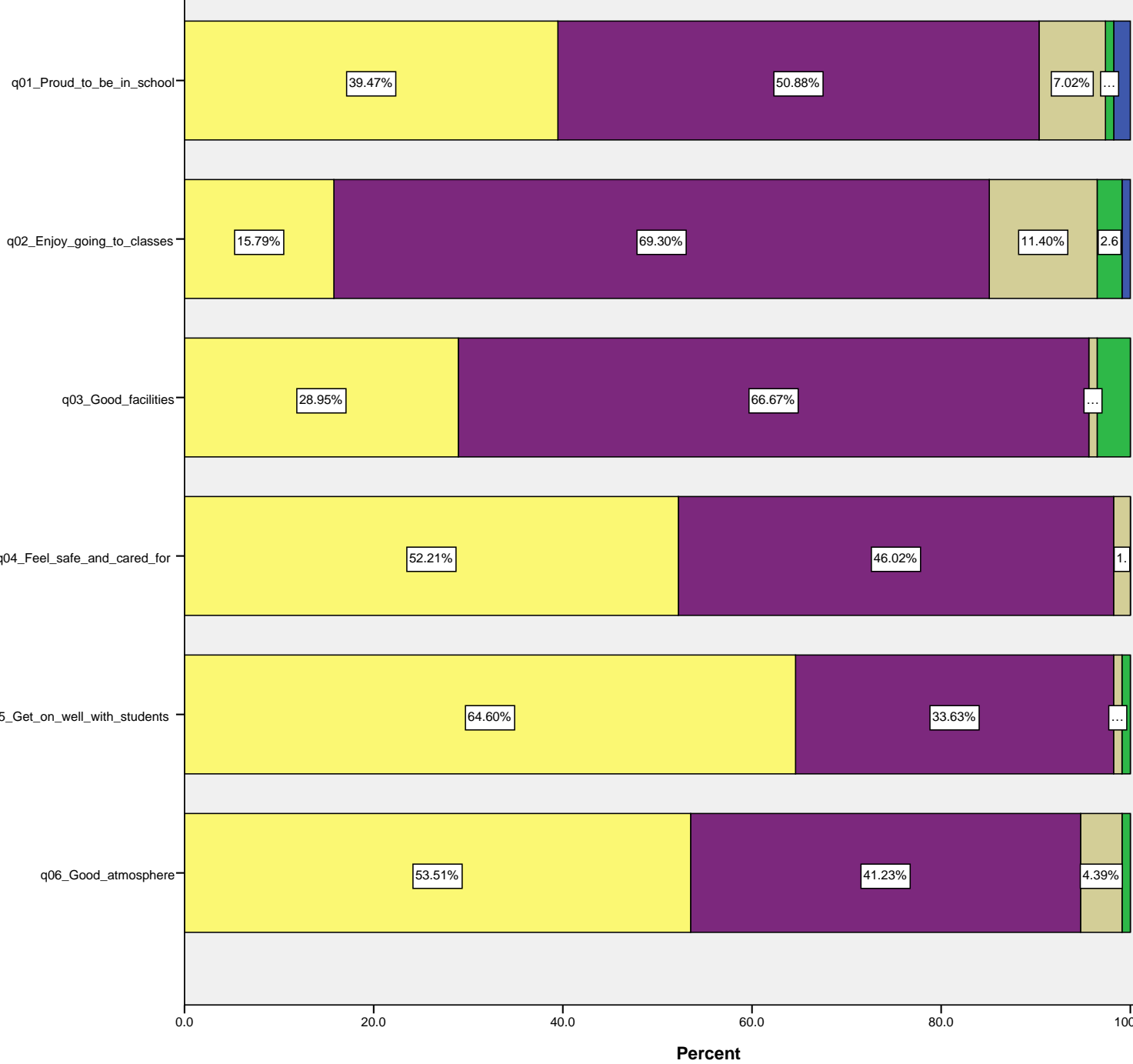
a. Roll = 64900W

Summary Data - Student Questionnaires^a

	Strongly Agree		Agree		Don't Know		Disagree		Strongly Disagree	
	Count	Row N %	Count	Row N %	Count	Row N %	Count	Row N %	Count	Row N %
Q18. Teachers explain things clearly for me in my classes	27	24.3%	68	61.3%	9	8.1%	7	6.3%	0	.0%
Q19. Teachers encourage me to work to the best of my ability	59	53.2%	49	44.1%	2	1.8%	1	.9%	0	.0%
Q20. Teachers tell me how I can improve	30	26.5%	63	55.8%	11	9.7%	8	7.1%	1	.9%
Q21. Teachers listen to me and take notice of what I say	26	23.2%	68	60.7%	10	8.9%	7	6.3%	1	.9%
Q22. I can talk to an adult in the school if I am having problems	30	27.0%	47	42.3%	23	20.7%	11	9.9%	0	.0%
Q23. I get opportunities to work with other students in my classes	38	33.9%	65	58.0%	5	4.5%	4	3.6%	0	.0%
Q24. We often use computers in classes	11	9.7%	48	42.5%	9	8.0%	44	38.9%	1	.9%
Q25. I get regular homework in most subjects	78	69.0%	35	31.0%	0	.0%	0	.0%	0	.0%
Q26. My work is checked regularly in school	58	51.3%	43	38.1%	9	8.0%	3	2.7%	0	.0%
Q27. The school regularly sends information home about my work in school	12	10.6%	46	40.7%	35	31.0%	16	14.2%	4	3.5%
Q28. I got good advice and information from teachers about subject choices	32	28.3%	53	46.9%	14	12.4%	11	9.7%	3	2.7%
Q29. I do other school activities eg music sports debating outside of class time	37	32.7%	36	31.9%	5	4.4%	28	24.8%	7	6.2%
Q30. I have a say in how to make the school a better place	12	10.6%	44	38.9%	27	23.9%	20	17.7%	10	8.8%

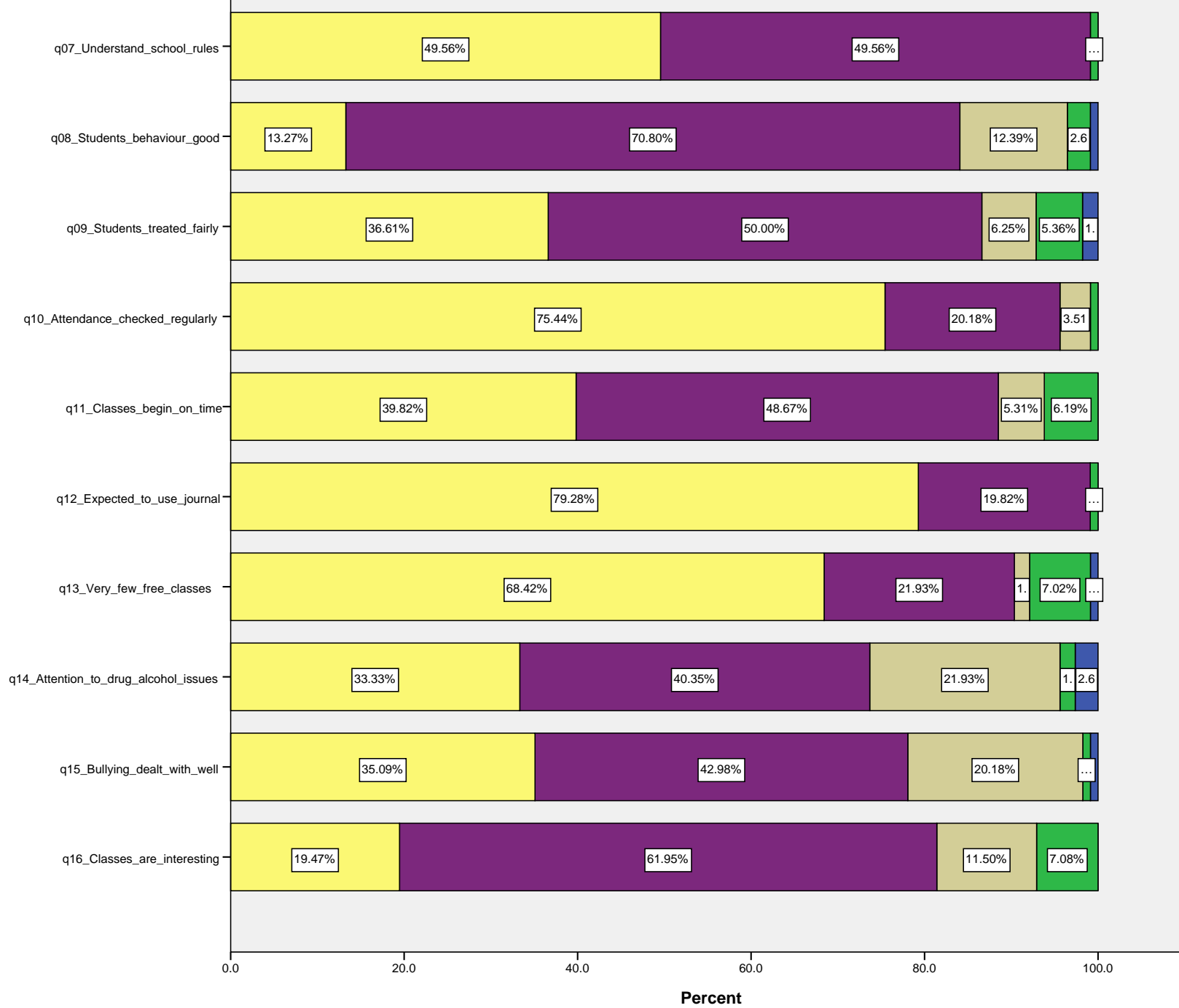
a. Roll = 64900W

My_school_in_general



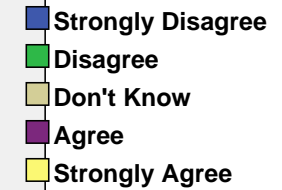
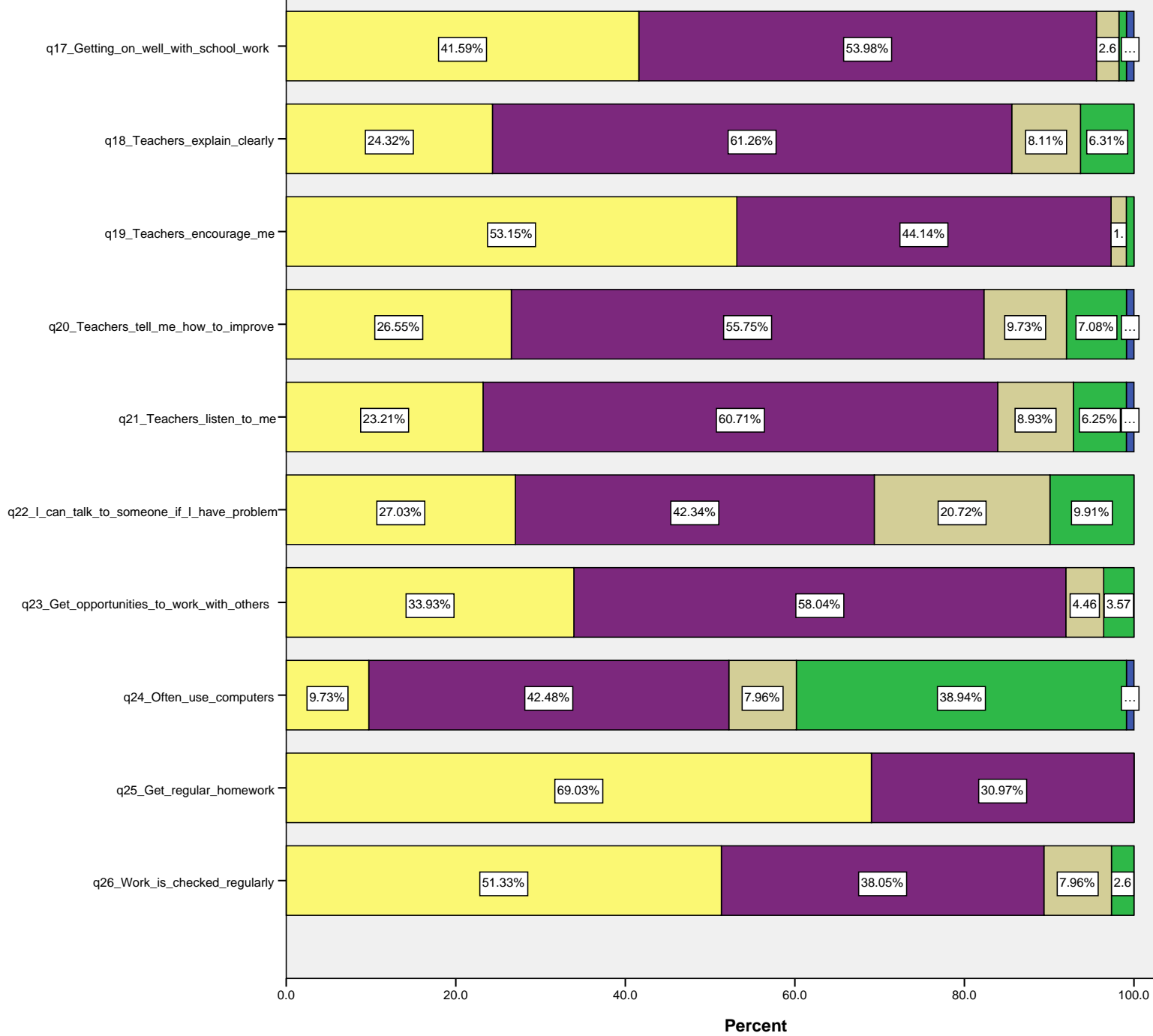
- Strongly Disagree
- Disagree
- Don't Know
- Agree
- Strongly Agree

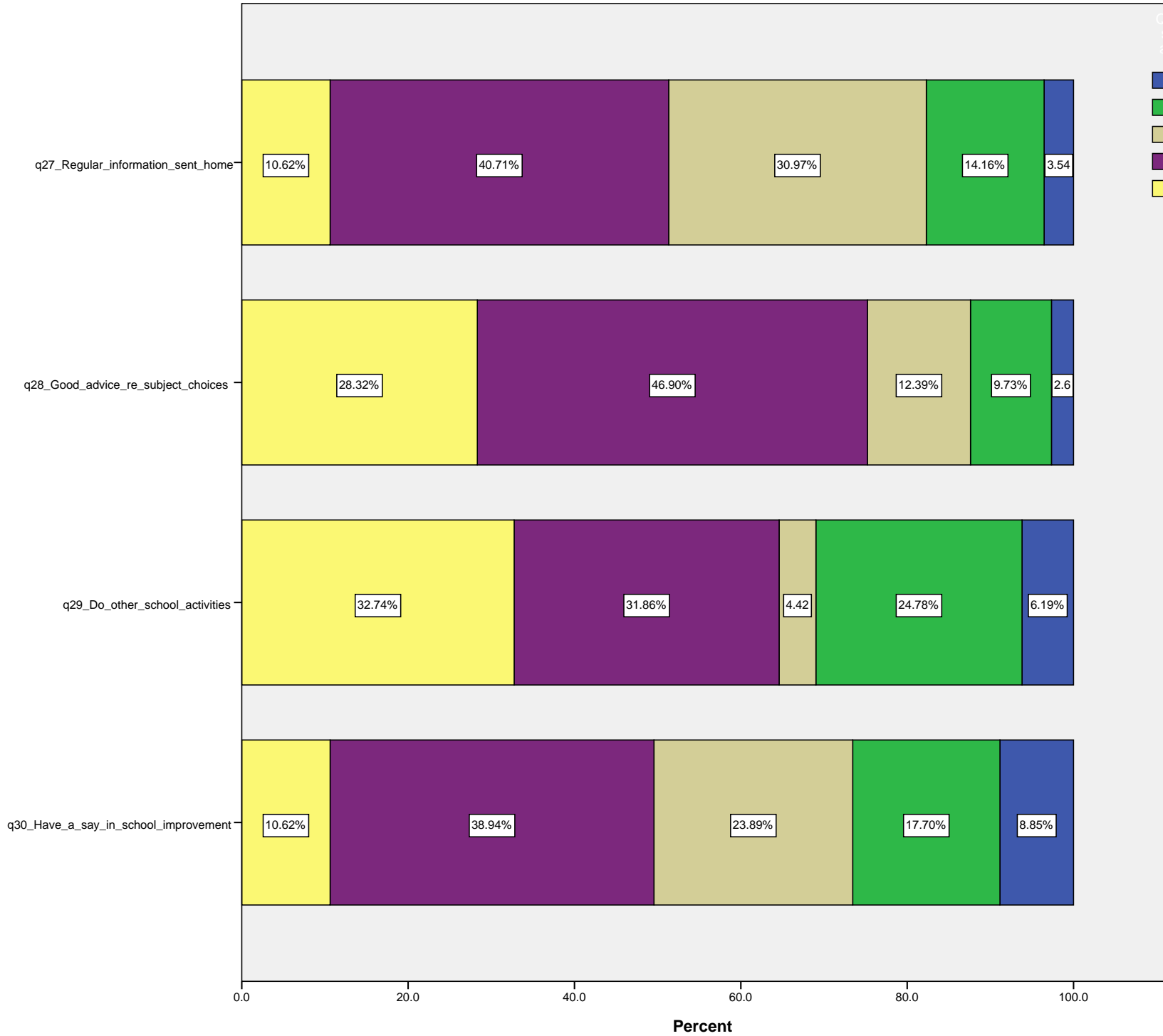
How things work in my school



- Strongly Disagree
- Disagree
- Don't Know
- Agree
- Strongly Agree

Teaching_and_learning





- Strongly Disagree
- Disagree
- Don't Know
- Agree
- Strongly Agree